

astro

PHOTOMETRIC
TEST REPORT

Report Number	GNC-20949
Customer	Astro Lighting Limited
Contact	Ross Dickson
Product Type	LED Wall light
Test Purpose	Generation of photometric data
Quote Reference	Q-LUX17-21659
Works Order Number	WO-11596
Test Item Reference	TI-14922
LAB Test Method Reference	TES-102000
Test Standards	LM-79-08; (BS) EN 13032-4:2015; CIE S025:2015
Lab Location Reference	LUX-TSI
Tested by	Mike Sewell
Date of Test	28/03/2018
Reviewed by	Menno Schakel
Number of products tested	1

Address: LUX-TSI Ltd.,
Pencoed Technology Park,
Pencoed, Bridgend,
CF35 5AQ, UK
Telephone: +44 (0) 1656 864618
Authorised by: Gareth Jones
Email: gjones@lux-tsi.com
Signed:



Date: 28/03/2018



Eclipse Exterior Concrete - 8332

Disclaimers

This report is for the exclusive use of LUX-TSI's Customer and is provided pursuant to the agreement between LUX-TSI and its Customer. LUX-TSI's responsibility and reliability are limited to the Terms and Conditions of the agreement. LUX-TSI assumes no liability to any other party, other than the Customer in accordance with the agreement, for any loss, expense or damage occasioned by the use of this report. Only the Customer is authorized to permit copying or distribution of this report and then only in its entirety. Any use of the LUX-TSI name or one of its marks for the sale or advertisement of the tested material, product or service must be approved in writing by LUX-TSI.

The observations and test results in this report are relevant only to the sample tested. Opinions expressed and data supplied in this report, are given in good faith, and are based on the information provided by the Customer. This report does not remove the requirement for the Customer to obtain further independent advice and in particular to instruct a notified or competent body or person to carry out further evaluation work and/or testing. Accordingly, no warranty is given, nor is any term or condition to be implied, that the product, which is the subject of this report, complies with the requirements of any EU directives.

Nomenclature

Lamp Orientation described below relates to the position in which a lamp is designed to operate for maximum performance and safety, these include:

BD - Base Down (bulb is vertically positioned with the metal base at the bottom, glass up)

BU - Base Up (bulb is vertically positioned with the metal base at the top, glass hanging down)

HBD - Horizontal +15° to Base Down

H45 - Horizontal to -45° only

VBU - Vertical Base Up $\pm 15^\circ$

VBD - Vertical Base Down $\pm 15^\circ$

HBU - Base Up $\pm 90^\circ$ (bulb can be operated in a base up or horizontal position)

HOR - Horizontal Burn (bulb is positioned with the metal base parallel to the ground)

H75 - Horizontal $\pm 75^\circ$ (bulb should not be operated within 15° of vertical)

U - Universal Burn (burn can be operated in any position)

Test Conditions

Measurements were made with an ambient temperature of $25^\circ\text{C} \pm 1^\circ\text{C}$. Measurements were taken only after sufficient time for thermal stabilisation has been allowed. Thermal stabilisation according to LM-79-08 was achieved before measurements are measured and reported.

Calibrations

The far field Type C Goniophotometer is calibrated using an intensity lamp calibrated by a NVLAP accredited calibration laboratory.

Test Equipment

UL LSI Custom Far-Field Type C Moving Mirror Goniophotometer measures intensity as a function of angle. On-axis spectral measurements taken using spectrometer, for which these measurements and outputs are not accredited.

Data Formats

IES (15 deg azimuth and 2.5 deg inclination) and LDT (15 deg C planes and 2.5 deg gamma angles)

Spectral Data file from which the calculation of chromaticity and CRI etc. have been performed and the derived results from the LightMtrX software are provided as a text file format.

All photometric data for LED products will be provided in ABSOLUTE photometric format and all non-LED data will be in relative photometric format with lamp lumens measured separately, where possible, for LOR estimation.

Product Name	Eclipse Round 300
Part/Serial Number	1333011
Type of Product	LED Wall light
Base Type	Not Applicable - Luminaire
Driver Type	Internal
Test Time	30 mins
Operating Orientation	Horizontal
Test Orientation	Base Up
Ambient Temperature	24.7°C
Manufacturer	Astro Lighting Limited
Date of Manufacture	Not Available
Thermal Management	Passive
Dimmable	No
Pre-Burning Time	0 hours
Stabilisation Time	60 mins
Humidity	27.7% RH
Averaging Applied	NONE

Driver Details		
Manufacturer		N/A
Model		N/A
Part/Serial #		N/A
Rated Voltage		N/A
Output	Current	N/A
	Voltage	N/A

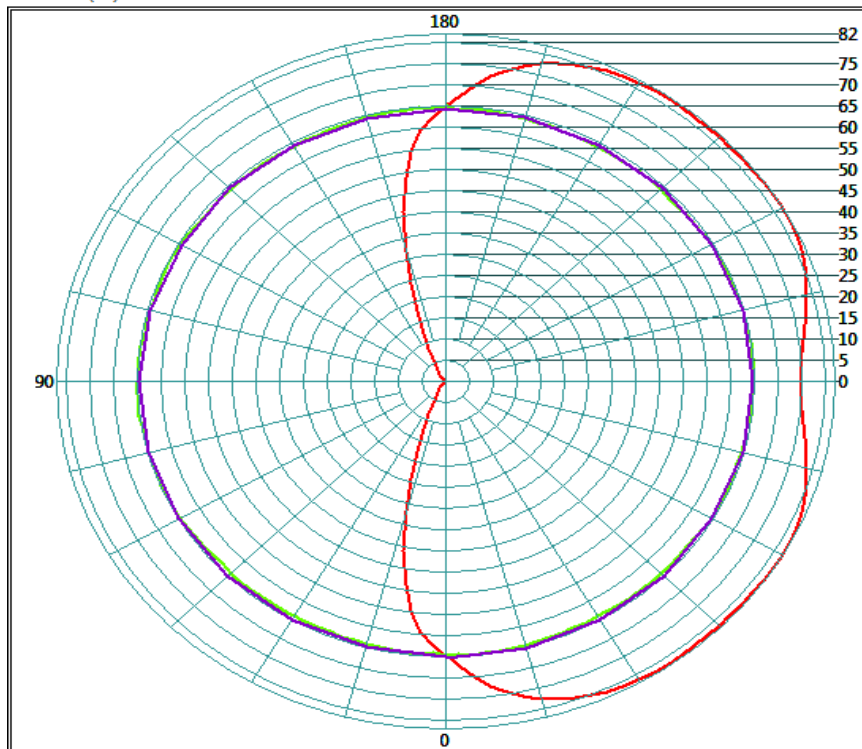
Photometric Measurements	
Luminous Flux	594 lm
Luminous Efficacy	43 lm/W

Dimension	Sample	Luminous Opening
Diameter/Width	300 mm	245 mm
Length	40 mm	30 mm
Height/Depth	300 mm	245 mm

Electrical Measurements	
Frequency	50 Hz
Voltage	230.1 V
Current	0.150 A
Power	13.9 W
Power Factor	0.403
Apparent Power	34.5 VA

Goniophotometric Measurements		
Beam Angle	Horizontal	180°
	Vertical	102°
On-axis Intensity		65 cd
Peak Intensity		82 cd
Peak Direction	Horizontal	180°
	Vertical	58°

Polar Plot (cd)



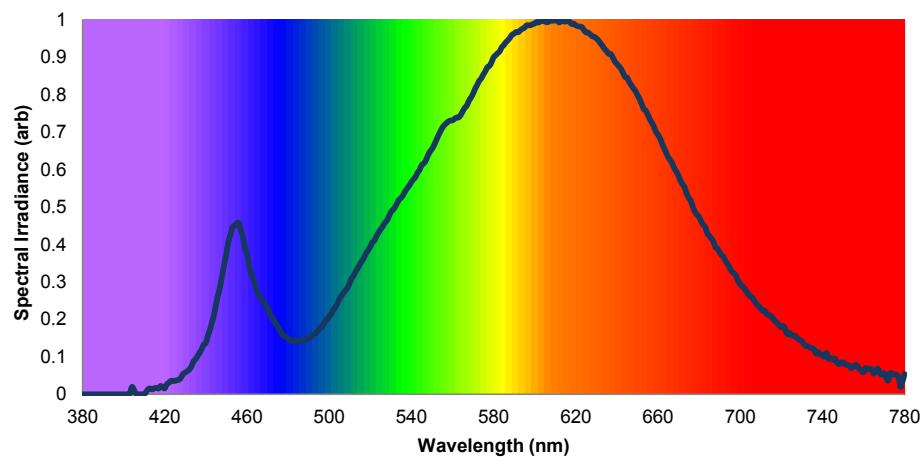
0.00	Red
180.00	Red
90.00	Green
270.00	Green
0.00	Purple

Appendices & non-accredited results

On-axis Spectral Measurement

The following data was determined from an on-axis spectral measurement using a SP1000 spectrometer at a distance of 1500mm, for which these measurements and outputs are not accredited.

Spectral Irradiance versus Wavelength

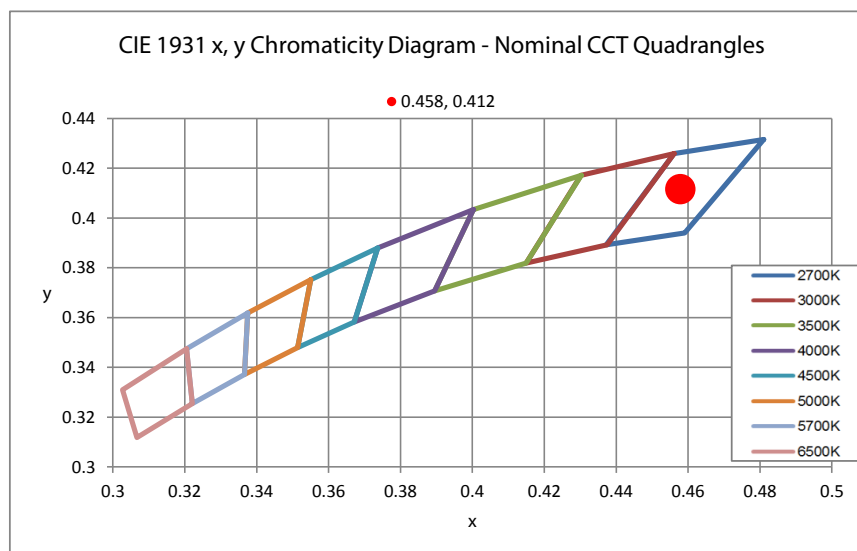
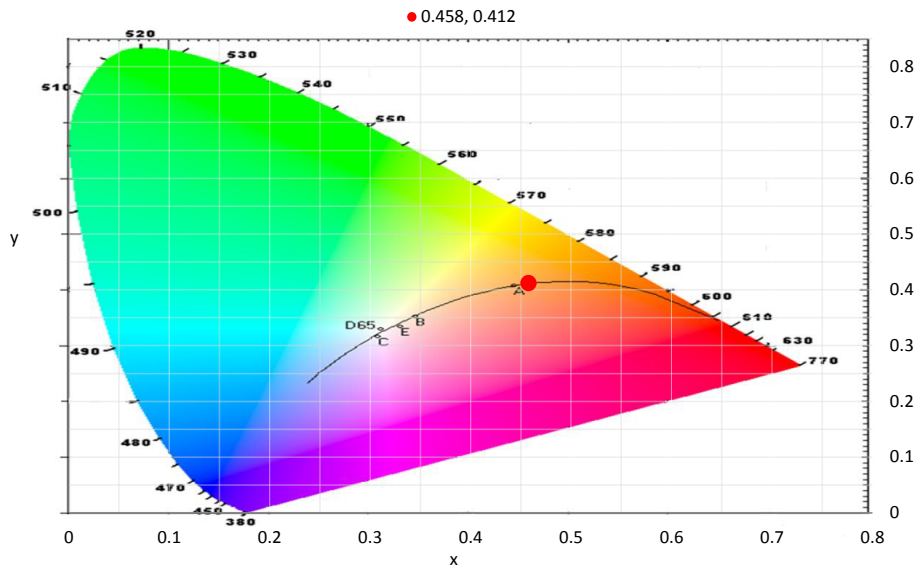


Colour Rendering Index Detail			
R1	80	R8	65
R2	89	R9	21
R3	95	R10	72
R4	78	R11	73
R5	78	R12	61
R6	83	R13	81
R7	86	R14	97

Colorimetric Details	
CCT	2733K
CRI (Ra)	82

Chromaticity Coordinates		
CIE 1931	x	0.4579
	y	0.4116
CIE 1960	u	0.2608
	v	0.3516
CIE 1976	u'	0.2608
	v'	0.5274
Duv		0.0003

CIE 1931 Colour Chart



Spectral Power Distribution

λ (nm)	Arb units	λ (nm)	Arb units	λ (nm)	Arb units	λ (nm)	Arb units
380	0.00E+00	430	5.80E-02	480	1.50E-01	530	4.87E-01
381	0.00E+00	431	6.19E-02	481	1.44E-01	531	4.93E-01
382	0.00E+00	432	6.64E-02	482	1.43E-01	532	4.99E-01
383	0.00E+00	433	7.46E-02	483	1.43E-01	533	5.10E-01
384	0.00E+00	434	8.75E-02	484	1.43E-01	534	5.20E-01
385	0.00E+00	435	9.36E-02	485	1.43E-01	535	5.25E-01
386	0.00E+00	436	1.02E-01	486	1.44E-01	536	5.32E-01
387	0.00E+00	437	1.11E-01	487	1.45E-01	537	5.42E-01
388	0.00E+00	438	1.21E-01	488	1.44E-01	538	5.51E-01
389	0.00E+00	439	1.33E-01	489	1.47E-01	539	5.58E-01
390	0.00E+00	440	1.37E-01	490	1.51E-01	540	5.67E-01
391	0.00E+00	441	1.56E-01	491	1.53E-01	541	5.74E-01
392	0.00E+00	442	1.72E-01	492	1.58E-01	542	5.80E-01
393	0.00E+00	443	1.92E-01	493	1.61E-01	543	5.92E-01
394	0.00E+00	444	2.12E-01	494	1.67E-01	544	6.00E-01
395	0.00E+00	445	2.41E-01	495	1.74E-01	545	6.12E-01
396	0.00E+00	446	2.66E-01	496	1.78E-01	546	6.16E-01
397	0.00E+00	447	2.88E-01	497	1.85E-01	547	6.24E-01
398	0.00E+00	448	3.19E-01	498	1.94E-01	548	6.37E-01
399	0.00E+00	449	3.48E-01	499	2.01E-01	549	6.48E-01
400	0.00E+00	450	3.76E-01	500	2.07E-01	550	6.55E-01
401	0.00E+00	451	4.08E-01	501	2.15E-01	551	6.65E-01
402	0.00E+00	452	4.27E-01	502	2.24E-01	552	6.77E-01
403	0.00E+00	453	4.47E-01	503	2.33E-01	553	6.89E-01
404	1.96E-02	454	4.51E-01	504	2.43E-01	554	7.01E-01
405	1.30E-02	455	4.56E-01	505	2.55E-01	555	7.11E-01
406	0.00E+00	456	4.58E-01	506	2.63E-01	556	7.19E-01
407	0.00E+00	457	4.39E-01	507	2.71E-01	557	7.24E-01
408	0.00E+00	458	4.22E-01	508	2.78E-01	558	7.29E-01
409	0.00E+00	459	3.91E-01	509	2.85E-01	559	7.31E-01
410	0.00E+00	460	3.77E-01	510	2.98E-01	560	7.32E-01
411	6.55E-03	461	3.46E-01	511	3.11E-01	561	7.36E-01
412	1.42E-02	462	3.24E-01	512	3.18E-01	562	7.40E-01
413	1.54E-02	463	3.11E-01	513	3.29E-01	563	7.40E-01
414	1.31E-02	464	2.91E-01	514	3.37E-01	564	7.46E-01
415	1.65E-02	465	2.74E-01	515	3.48E-01	565	7.56E-01
416	1.68E-02	466	2.62E-01	516	3.56E-01	566	7.65E-01
417	1.54E-02	467	2.55E-01	517	3.66E-01	567	7.71E-01
418	2.24E-02	468	2.48E-01	518	3.77E-01	568	7.84E-01
419	1.88E-02	469	2.39E-01	519	3.85E-01	569	7.92E-01
420	1.57E-02	470	2.31E-01	520	3.94E-01	570	8.03E-01
421	2.64E-02	471	2.17E-01	521	4.06E-01	571	8.16E-01
422	3.03E-02	472	2.05E-01	522	4.11E-01	572	8.26E-01
423	3.62E-02	473	2.00E-01	523	4.23E-01	573	8.37E-01
424	3.57E-02	474	1.89E-01	524	4.32E-01	574	8.44E-01
425	3.59E-02	475	1.80E-01	525	4.41E-01	575	8.54E-01
426	3.77E-02	476	1.72E-01	526	4.47E-01	576	8.63E-01
427	3.91E-02	477	1.61E-01	527	4.58E-01	577	8.74E-01
428	4.52E-02	478	1.56E-01	528	4.63E-01	578	8.77E-01
429	5.47E-02	479	1.55E-01	529	4.75E-01	579	8.87E-01
						580	9.00E-01

Spectral Power Distribution

λ (nm)	Arb units	λ (nm)	Arb units	λ (nm)	Arb units	λ (nm)	Arb units
581	9.05E-01	631	9.46E-01	681	4.63E-01	731	1.35E-01
582	9.11E-01	632	9.38E-01	682	4.53E-01	732	1.30E-01
583	9.16E-01	633	9.31E-01	683	4.47E-01	733	1.28E-01
584	9.27E-01	634	9.23E-01	684	4.31E-01	734	1.25E-01
585	9.33E-01	635	9.17E-01	685	4.23E-01	735	1.23E-01
586	9.41E-01	636	9.10E-01	686	4.16E-01	736	1.20E-01
587	9.46E-01	637	9.09E-01	687	4.09E-01	737	1.09E-01
588	9.53E-01	638	9.01E-01	688	3.93E-01	738	1.13E-01
589	9.60E-01	639	8.89E-01	689	3.89E-01	739	1.06E-01
590	9.63E-01	640	8.83E-01	690	3.79E-01	740	1.05E-01
591	9.68E-01	641	8.77E-01	691	3.71E-01	741	1.01E-01
592	9.67E-01	642	8.70E-01	692	3.66E-01	742	1.10E-01
593	9.72E-01	643	8.59E-01	693	3.55E-01	743	9.48E-02
594	9.76E-01	644	8.48E-01	694	3.47E-01	744	9.77E-02
595	9.79E-01	645	8.46E-01	695	3.37E-01	745	9.21E-02
596	9.85E-01	646	8.35E-01	696	3.28E-01	746	9.55E-02
597	9.86E-01	647	8.26E-01	697	3.24E-01	747	8.73E-02
598	9.86E-01	648	8.18E-01	698	3.16E-01	748	8.05E-02
599	9.89E-01	649	8.11E-01	699	3.03E-01	749	8.44E-02
600	9.90E-01	650	8.00E-01	700	2.95E-01	750	8.51E-02
601	9.95E-01	651	7.90E-01	701	2.89E-01	751	8.04E-02
602	9.93E-01	652	7.77E-01	702	2.83E-01	752	7.90E-02
603	9.99E-01	653	7.63E-01	703	2.75E-01	753	7.67E-02
604	9.97E-01	654	7.58E-01	704	2.67E-01	754	7.05E-02
605	9.96E-01	655	7.48E-01	705	2.61E-01	755	7.32E-02
606	9.94E-01	656	7.36E-01	706	2.58E-01	756	7.83E-02
607	9.96E-01	657	7.26E-01	707	2.49E-01	757	7.68E-02
608	9.99E-01	658	7.15E-01	708	2.41E-01	758	6.72E-02
609	9.98E-01	659	7.02E-01	709	2.35E-01	759	6.29E-02
610	9.99E-01	660	6.94E-01	710	2.29E-01	760	5.88E-02
611	1.00E+00	661	6.84E-01	711	2.23E-01	761	7.00E-02
612	9.93E-01	662	6.71E-01	712	2.23E-01	762	6.71E-02
613	9.98E-01	663	6.57E-01	713	2.15E-01	763	6.87E-02
614	9.97E-01	664	6.46E-01	714	2.12E-01	764	6.64E-02
615	9.95E-01	665	6.34E-01	715	2.08E-01	765	5.55E-02
616	9.98E-01	666	6.26E-01	716	2.03E-01	766	6.14E-02
617	9.95E-01	667	6.17E-01	717	1.95E-01	767	6.86E-02
618	9.89E-01	668	6.04E-01	718	1.91E-01	768	5.54E-02
619	9.90E-01	669	5.95E-01	719	1.85E-01	769	5.34E-02
620	9.86E-01	670	5.84E-01	720	1.79E-01	770	5.59E-02
621	9.84E-01	671	5.71E-01	721	1.83E-01	771	4.61E-02
622	9.82E-01	672	5.61E-01	722	1.73E-01	772	3.66E-02
623	9.81E-01	673	5.54E-01	723	1.61E-01	773	5.65E-02
624	9.73E-01	674	5.36E-01	724	1.64E-01	774	5.41E-02
625	9.67E-01	675	5.25E-01	725	1.57E-01	775	5.31E-02
626	9.67E-01	676	5.17E-01	726	1.57E-01	776	5.22E-02
627	9.62E-01	677	5.01E-01	727	1.55E-01	777	4.61E-02
628	9.57E-01	678	4.87E-01	728	1.49E-01	778	2.03E-02
629	9.55E-01	679	4.80E-01	729	1.46E-01	779	3.36E-02
630	9.51E-01	680	4.74E-01	730	1.41E-01	780	5.44E-02

Measurement Uncertainty

The following is the reported expanded uncertainty of the UL 6440T Type C Mirror Goniophotometer.

Parameter	Uncertainty
Total Luminous Flux (%)	± 4.9
Luminous Intensity (%)	± 4.9
Temperature (°C)	± 1.0
Voltage DC TY720 (%)	± 0.017
Current DC TY720 (%)	± 0.10
Voltage AC WT210 (%)	± 0.059
Current AC WT210 (%)	± 0.025
Power AC WT210 (%)	± 0.23
Frequency (50/60 Hz) WT210 (%)	± 0.004
Power Factor WT210 (%)	± 0.06

The reported expanded uncertainty is based on the combined standard uncertainty multiplied by a coverage factor of $k = 2$. This value of k gives a coverage probability of approximately 95%, assuming a normal distribution. This determination of the measurement uncertainty has been done in accordance with international requirements including UKAS, BIPM Guide to the Expression of Uncertainty in Measurement and CIE 198:2011 and CIE S 025/E:2015.

Electrical measurement equipment used for the determination of results for this report, are compliant and meet the performance requirements of the measurement standards used.

----- END OF REPORT -----